




## **Red Class**

# Parent Information Booklet 2023-24





Hello my name is Lauren Tipper and I'm going to be your Teacher in September.

I have worked at Cherry Trees since September 2021 and can't wait for my next year with you.

I look forward to meeting you and having a fun-filled year in Red Class.



Dear Parents and Carers,

Welcome to Red Class.

Whether your child is new to the school or returning to Red Class for another year, we will do everything we can to ensure that they settle happily and quickly into their new class group. We hope that you find the information included in this booklet useful in providing information and an insight into the experiences and opportunities that are offered in this class.

### **Key information**

- \* We try our best to go outside every day. Please send in appropriate clothing for the day e.g. a warm coat for colder days and sun hat for sunny days.
- \* Please send in a full spare set of clothes for your child in September, all clearly labelled with their name. We have lots in fun in Red Class, but accidents happen and sometimes fun things do get messy!
- \* Please ensure your child has a labelled drinks bottle in school every day.



## Organisation of the School Day

### Mornings

9.00 - 9.15	<b>Arrival</b> On arrival the children are welcomed and helped to hang their coats and bags onto their pegs (promoting independence). The children arrive into class to morning activities at their work stations.
9.15 - 9.25	<b>Good Morning</b> The morning begins with a 'Good Morning' song and a look at the visual timetable so everyone knows what activities they will be doing during the day ahead. We like to complete our calendar together as a group.
9.25 - 9.45	<b>20/20</b> Each morning, the children take part in 20/20 sessions where they will interact with extra Maths and English sessions. This is to help embed skills further.
9.45- 10.15	<b>Teaching session: English</b> During our English sessions, the children will have a mixture of practical and written tasks. They will work at their stations or as a small group to complete these.
10.15 - 10.30	<b>Snack and Play time</b> During this time, the children can have a snack and a drink. You can send in a snack for the children to have or we also have biscuits for the children to have.
10.30 - 11.50	<b>Teaching session: Maths</b> In our Maths teaching sessions, the children experience CPA approach (concrete, pictorial, abstract). We make sure the children's experiences are visual and exciting to help embed the learning.

## Organisation of the School Day

### Afternoons

11.50 - 1.00	<b>Lunch time</b> Lunch is served in the classroom. The children are supported to eat their packed lunch or school dinner, but this is also an opportunity to encourage independence skills. They are then able to enjoy play and outdoor activities on the playground and field.
1.00 - 1.10	<b>Teaching session</b> As with the morning session, this will include a range of planned, adult-led activities and opportunities for child-initiated and independent learning through specific subject all joined through a theme.
1.10 - 3.00	<b>Teaching session</b> Again, this will include a range of planned, adult-led activities and opportunities for child-initiated and independent learning through themed continuous provision and play—focused on specific subject teaching and learning.
3.00 - 3.15	<b>Home time</b> The children come together to reflect on the day's activities and learning and are then encouraged to collect their belongings ready to go home.



## Curriculum

Children in Red Class learn by playing and exploring, being active and through creative and critical thinking, which takes place in both the indoor and outdoor environments.

In Red class the children access an adapted National Curriculum. The flexibility of our curriculum allows staff to meet the children's unique needs and interests.

Additionally, not all the learning that takes place in our classrooms is planned for and incidental learning is valued.

Our teaching and learning covers subjects right across the curriculum and is often delivered creatively and using cross-curricular links to our half-termly topics.



**Outdoor Space**



**Classroom**

## Red Class Topic Overview

Autumn 1	Autumn 2	Spring 1	Spring 2	Summer 1	Summer 2
Year A					
All About Me	Autumn Explorers/ Winter Warmers	To Infinity and Beyond	Knight Fever	Pirates	Summer Holidays
Year B					
Changes in Living Memory	Beyond Living Memory	Carnival Animals	Weather Experts	Local Area	Oceans and Seas

### How We Learn...

#### Child-initiated activities

Pupils are expected to choose from a range of structured activities, with adult support to model engagement, communication and skills and to develop language and play as appropriate.

#### Teacher-directed activities

Differentiated, planned activities with learning objectives, delivered with staff working with children on a 1:1 basis or in small groups.

#### Individual Education Plan targets

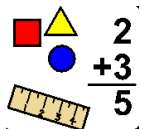
There are three personalised targets set each term and shared with parents. These are linked to your child's EHCP and therefore relate to the needs of each child. Staff will then focus on these where appropriate and they are reviewed at the end of each term.



## English



Using a range of texts linked to our half-termly topics, the children in Red Class have the opportunity to develop an interest in stories, poems and non-fiction texts. Interactive activities give them the chance to explore characters and settings, retelling familiar stories and even creating ideas for their own. They develop their mark-making skills into writing patterns and letters and are encouraged to link sounds and letters to support their reading and writing skills.



## Mathematics

In Red class, we aim to provide the children with the foundations that they will need for later numeracy skills, by developing counting skills and their understanding of numbers and quantity. They may calculate simple addition and subtraction problems through play and will use practical activities and equipment to explore concepts and language relating to shapes, spaces and measures.

## Science



Our half-termly Science topics are delivered through engaging experiences and practical investigations. We encourage the children to use their senses, make observations and develop their understanding of key scientific vocabulary. In Red class, some children may use photos, symbols and simple tables to record their findings.

## **SMSC: PSHE, RSE and RE**



Providing core foundations for their time at Cherry Trees, we support the children in Red class to help them develop a positive sense of themselves, form positive social relationships and learn how to manage their feelings and behaviours in a variety of different situations. We also explore the practices and traditions of different religions and cultures to develop their understanding and respect for different beliefs and values.

## **Humanities: History, Geography and Computing**

Using technology, artefacts and experiential visits outside of school, the children in Red class develop an awareness of the world around them. Together, we learn about different people, places and periods of time.



## **Creative: Art, D&T and Music**

We give the children the opportunity to use tools and equipment to express themselves through a wide range of media and materials. Creative lessons in Red class are fun and open to the children's own ideas and imaginations.

## **Physical: PE**



In addition to our weekly PE lessons , we aim to give the children time everyday to develop physical skills both inside and outside the classroom, using small and large equipment.

We take part in the daily mile each morning as a school.  
The children will have the opportunity to enjoy an hours swimming session during the school year.

## **Communication and Language Development**



Developing communication and language skills is a really important part of our work with the children in Red class and is embedded into all areas of the curriculum. We aim to give all the children opportunities to experience a rich language environment to develop their confidence and skills in communication and listening. This may include working towards targets set by the Speech Therapists.

### **Assessment**

In Red class, we use SOLAR as an assessment tool to record information about your child's learning. This gives us an insight into how they are progressing against a series of statements in each area of the curriculum. This record will follow them through school, so that we have a clear record of their learning journey all the way through school.

Please note, we take photographs as part of our observations and it may be possible that your child is included in a photograph of an observation of another child. However, these photos will not be released outside of school unless you have given permission for this.



## **Independence Curriculum**



We maximise opportunities throughout the day for the children to develop their independent skills. The children are encouraged to practise different life skills each term to ensure they can be as independent as their abilities allow. In Red class children will do this through mainly their daily routines in school: this will include skills such as finding their own belongings, dressing and feeding. Life skills provide the foundation to ensuring our children can access a full and independent adult life, ensuring they can stay safe and happy. You can find a copy of our Independence Curriculum on the school website. This has a list of the key skills and achievement steps we work towards in Red Class, so that you can support with these at home too.

## **Community visits**

Each class is provided with a weekly session to use our school minibus to access the community.

These visits provide opportunities to enhance and extend the learning that takes place in the classroom. They also give us the chance to help the children experience and learn what is expected in places such as supermarkets, cafes, shops and local parks. This is an ideal time to develop independent life skills in a real-world context.

## Rewards and Recognition



We take pleasure in rewarding positive behaviour and personal achievements in Red Class.

We sit as a class to listen to the weeks achievements in showing positive behaviour and being a good role model, being kind to others, a good friend and excellent work in the weeks lessons.

The children can earn superstars and when they reach 8, they choose a prize from the special box.

## Shared Spaces

At Cherry Trees our classes enjoy access to a number of shared spaces which provide opportunities for both learning and therapeutic experiences. These include: the school library, the swimming pool, the forest school, the therapy room, the Sensory Room, the kitchen and nurture room and the soft play room.



## Nurture and Therapies



At Cherry Trees we believe in helping your child to develop emotionally, socially, independently and academically.

### **Music therapy**

Each class at school will have the opportunity to have group sessions with our Music Therapist, Carlence. He provides the children with opportunities to experience and engage in the opportunities that music provides, such as communication, socialisation, expression and happiness.

### **Play Therapy**

Claire is a trained play therapist and we utilise this skill so that the children have the opportunity to visit The Therapy Room to take time away from the classroom to relax. These may be regular, timetabled sessions or ad-hoc visits to support pupils at times when we feel it may be beneficial to their wellbeing.

### **Lego therapy**

Staff at school are trained in Lego therapy and use this as a vehicle to provide opportunity to support the children's mental health and well being. This can take place in class or in our special therapeutic space.

### **Nurture**

We have a dedicated space in school to offer nurture support to the children. This is a timetabled programme delivered by our classroom staff. This helps the children to develop their self esteem and engagement. Activities in these sessions also include cooking and are very well received by the children who take part. All parents will be informed if this is taking place.

**Animal Therapy** - All pupil have the opportunity to access weekly animal therapy sessions. We utilise a local stables for horse riding and have our own resident guinea pigs, Anna and Elsa, that are very popular.



## Home-School Communication



**ClassDojo**

Home-school communication is very important to us and we value opportunities to work together to support the children in Red class. Every parent will have the chance to communicate with their child's class teacher on a daily basis via Class Dojo. We also use Class Dojo to send home photos and information about learning and events that have taken place at school, so you can share these at home too. This happens during school hours.

At Cherry Trees School we hold two formal Parents Evenings each year in the Autumn and Spring Terms. We also offer an informal Coffee Morning in the Summer Term. These meetings provide an opportunity for you to discuss your child's IEP targets and look at the work in their books. In addition to these, you will be invited to an annual EHCP Review meeting and will receive a written report detailing your child's progress and attitude to school at the end of the year.

### **Our aim is for school and home to work as a partnership.**

If there are any problems that need to be discussed, please discuss these initially with your child's Class Teacher. If the issue is still not resolved, a member of the Senior Leadership Team will be happy to help. Should you wish to arrange a meeting with the class teacher, please do not hesitate to contact the office or send a message on Class Dojo and your child's class teacher will contact you at their earliest opportunity.

## **Topic Overviews**

At the beginning of each half term, you will receive an overview of the topics being covered across the curriculum in your child's class. This will provide you with an insight into what your child is learning and enable you to share this at home.

## **School Newsletter**



We send home a copy of The Cherry Trees Newsletter once a month which will share news and photos about the classes and whole-school events. This will also provide reminders for important dates and up and coming events.

## **School Website**

Our school website has lots of information which you might find useful. Please do visit the website regularly, as we frequently add and update information.

[www.cherrytreesschool.co.uk](http://www.cherrytreesschool.co.uk)

## **School Office**

Please contact the school office if you have any questions or queries.

Telephone: [01902 894484](tel:01902894484)

Email: [office1@cherrytrees.staffs.sch.uk](mailto:office1@cherrytrees.staffs.sch.uk)

## Food and Drink


### Snack time

School provides sugar-free squash and a selection of snacks, including fresh fruit, raisins, and biscuits.

Allergen advice: please make sure that you make us aware of any allergies that your child has so that we can accommodate these at snack time.



### Dinner time



School dinners are available to all children and individual dietary needs can be catered for by the school kitchen. Alternatively, children can bring their own packed lunch. Please label lunch boxes clearly with your child's name. In Blue class, the children eat with their class group in the classroom and are supervised and supported by staff. All KS1 children are entitled to a free school meal, so encourage the children to try dinners if they want to!

## Personal Care

Staff are available throughout the school day to support the children with personal care. If your child wears pads, we ask that you send in a supply of nappies and wipes for us to use at school. We can store one pack of pads per child in class and will let you know when your child is running low via Class Dojo.

## Health



If your child is ill and has an infection you are asked to keep them at home and inform school.

Children who have had infectious diseases will be allowed to return to school once the infection period has expired.

Parents are asked not to bring their child to school if they have had sickness or diarrhoea **until 48hrs after the last episode**

If a child becomes ill at school, we will speak to the school nurse for advice and then contact you if it is necessary to collect your child.

## Administration of Medicines




A form for general medicines is included in the school welcome pack for plasters, nappy creams etc for you to sign if you wish.

A permission slip must be completed in order for the school nurse to administer medicines including asthma inhalers.

All medicines must have a pharmacy prescription label on if they are to be administered during the school day.

All children with a known medical condition will have a Care Plan produced by the school nurse.



For further information contact:

Cherry Trees School  
Giggetty Lane  
Wombourne  
Near Wolverhampton  
West Midlands  
WV5 0AX

**Working, Learning, Achieving Together**

e-mail: [office1@cherrytrees.staffs.sch.uk](mailto:office1@cherrytrees.staffs.sch.uk)

Created by: Lauren Tipper